


Cylindrical High-Intensity Green LED (5 mm) **OPTEK Technology**

OVLLG8C7

- Wide viewing angle
- High-brightness indicator
- Industry standard lead spacing
- Unique lens shape for flexible applications


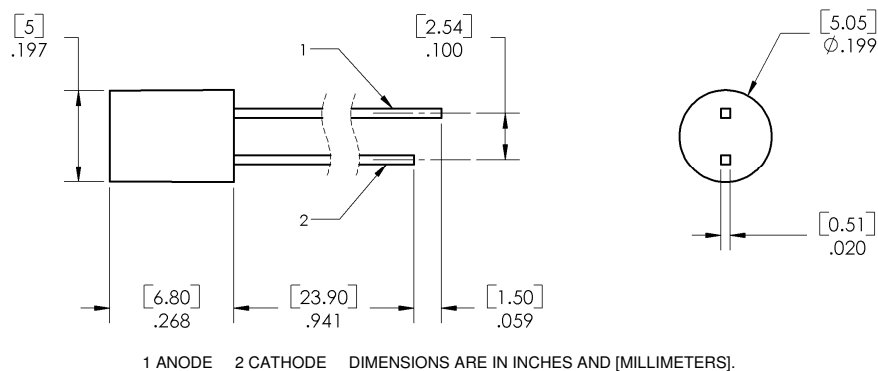


The **OVLLG8C7** is designed for superior performance in signage and lighting applications that require wide-angle, uniform light output. This device combines a high-intensity InGaN LED with a unique flat-topped T-1³/₄ package to provide both high brightness and a wide spatial radiation pattern.

Applications

- Channel letter and other signage backlighting
- Decorative architectural indoor and outdoor lighting accents
- Industrial and consumer indicators

Part Number	Material	Emitted Color	Intensity Typ. mcd	Lens Color
OVLLG8C7	InGaN	Green	670	Water Clear



DO NOT LOOK DIRECTLY AT LED WITH UNSHIELDED EYES OR DAMAGE TO RETINA MAY OCCUR.

OPTEK reserves the right to make changes at any time in order to improve design and to supply the best product possible.

Cylindrical High-Intensity Green LED (5 mm)

OVLLG8C7



Absolute Maximum Ratings

$T_A = 25^\circ\text{C}$ unless otherwise noted

Storage Temperature Range	-40 ~ +100° C
Operating Temperature Range	-40 ~ +85° C
Reverse Voltage	5 V
Continuous Forward Current	20 mA
Peak Forward Current (10% Duty Cycle, 1KHz)	50 mA
Power Dissipation	80 mW
Lead Soldering Temperature (4mm from the base of the epoxy bulb) ¹	260° C
LED Junction Temperature	125° C
Current Linearity vs. Ambient Temperature	-0.2 mA/° C

Note:

- Solder time less than 5 seconds at temperature extreme.

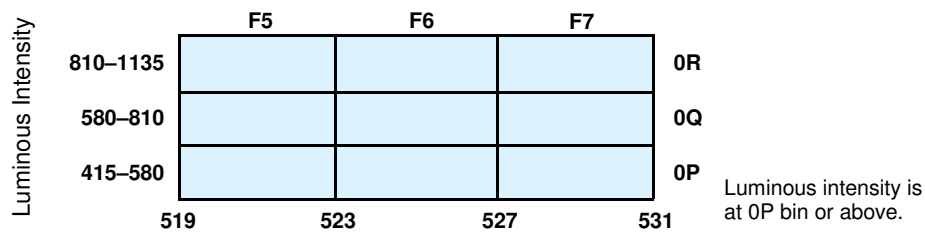
Electrical Characteristics

$T_A = 25^\circ\text{C}$ unless otherwise noted

SYMBOL	PARAMETER	MIN	TYP	MAX	UNITS	CONDITIONS
I_V	Luminous Intensity	415	670	----	mcd	$I_F = 20\text{ mA}$
V_F	Forward Voltage	----	3.4	4.0	V	$I_F = 20\text{ mA}$
I_R	Reverse Current	----	----	50	μA	$V_R = 5\text{ V}$
λ_P	Peak Wavelength	----	521	----	nm	$I_F = 20\text{ mA}$
λ_D	Dominant Wavelength	----	525	----	nm	$I_F = 20\text{ mA}$
$2\Theta_{1/2H-H}$	50% Power Angle	----	85	----	deg	$I_F = 20\text{ mA}$

Standard Bins ($I_F = 20\text{ mA}$)

Lamps are sorted to luminous intensity (I_V) and dominant wavelength (λ_D) bins shown. Orders for OVLLG8C7 may be filled with any or all bins contained as below.

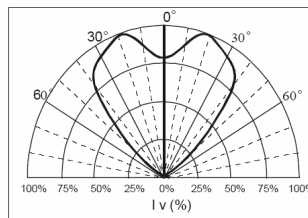


Rank	H	J	K	L
Forward Voltage (V_F)	2.6–3.0	3.0–3.3	3.3–3.6	3.6–4.0

INotes:

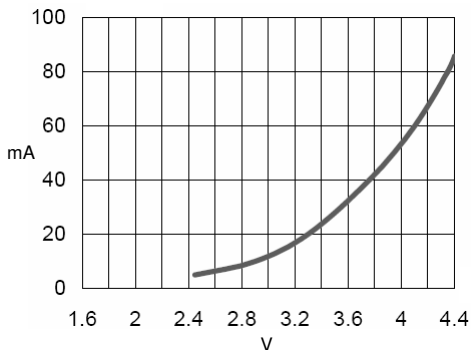
- All ranks will be included per delivery, rank ratio will be based on the chip distribution.
- To designate luminous intensity ranks, please contact OPTEK.
- Pb content <1000 PPM.

Beam Pattern

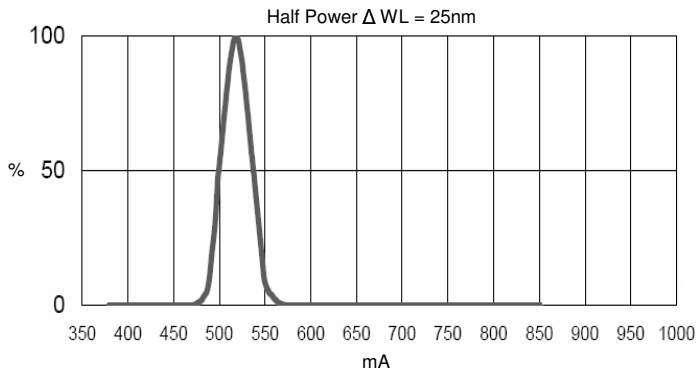


OPTEK reserves the right to make changes at any time in order to improve design and to supply the best product possible.

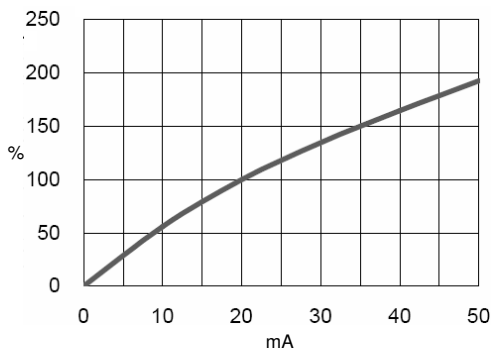
Typical Electro-Optical Characteristics Curves



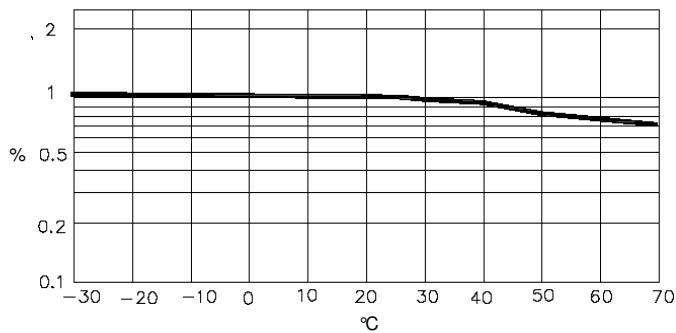
Forward Current vs Forward Voltage



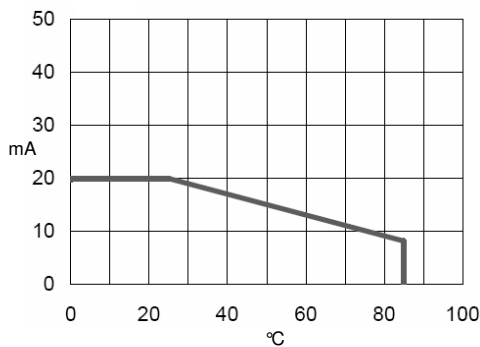
Relative Luminous Intensity vs Wavelength



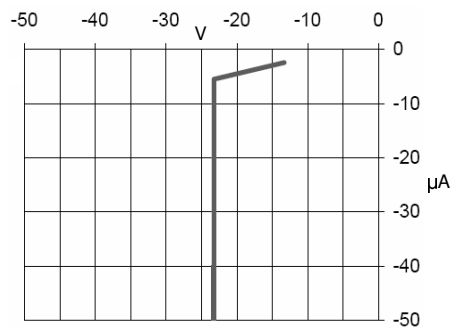
Relative Luminous Intensity vs Forward Current



Relative Luminous Intensity vs Ambient Temperature



Forward Current vs Ambient Temperature




Reverse Current vs Reverse Voltage

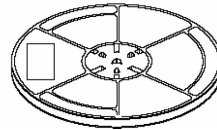
OPTEK reserves the right to make changes at any time in order to improve design and to supply the best product possible.

Cylindrical High-Intensity Green LED (5 mm) OVLLG8C7

Packing Information: Available in bulk or reel

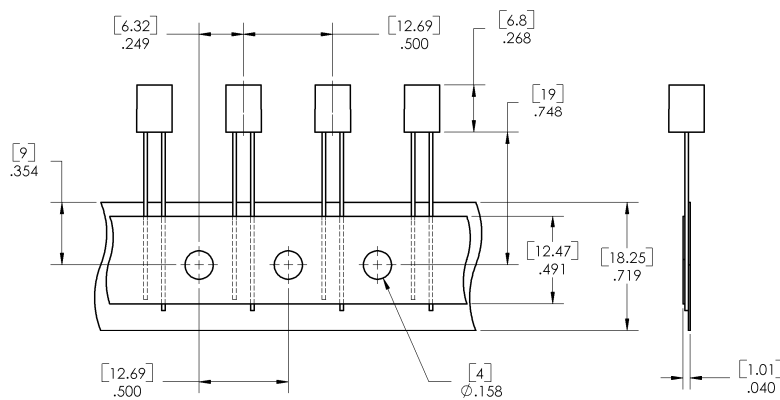


Bulk: 500 pcs/bag



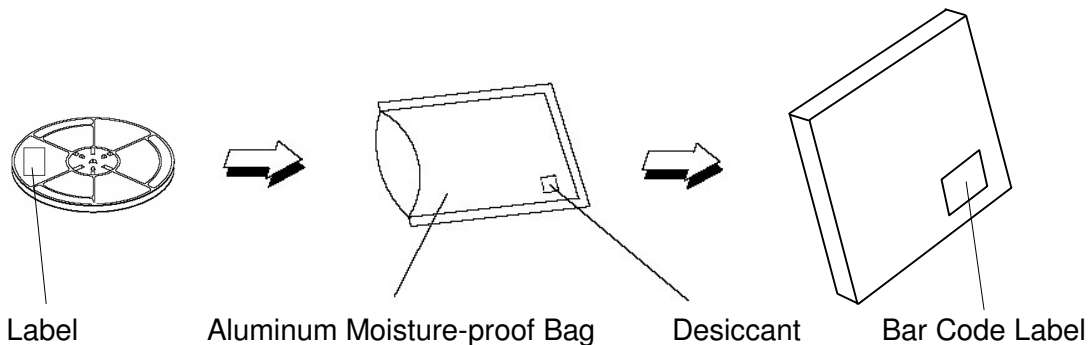
13-inch reel: 2000 pcs/reel

Carrier Tape Dimensions: Loaded quantity 2000 pieces per reel



DIMENSIONS ARE IN INCHES AND [MILLIMETERS].

Moisture Resistant Packaging



OPTEK reserves the right to make changes at any time in order to improve design and to supply the best product possible.